

# COVID-19 Transmission Risks Assessment using Agent-Based Weighted Clustering Approach

P.Vidya Sagar<sup>1</sup>, T. Pavan Kumar<sup>2</sup>, G. Krishna Chaitanya<sup>3</sup>, Moparthy Nageswara Rao<sup>4</sup>

Department of Computer Science and Engineering  
Koneru Lakshmaiah Education Foundation  
Vaddeswaram, India

**Abstract**—Coronavirus is a pandemic disease spreading from human-to-human rapidly all over the world. This virus is origin from common cold to severe disease such as MERS-CoV and SARS-CoV. Initially it was identified in China, December 2019. The main aim of this research is used to identify the COVID-19 transmission risks assessment from human-to-human within a cluster. The agent-based weighted clustering approach is used to identify the corona virus infected people rapidly within a cluster. In the weighted clustered approach, the normal agents are consisted as susceptible node and the corona virus infected people are considered as malicious node. The Cluster Head (CH) is elected based upon some weighting factors and the trust value is evaluated for all the agents within the cluster. The cluster head were periodically transfers the malicious node information to all other nodes within the cluster. Finally, the agent-based weighted clustering machine learning model approach is used to identify the number of corona virus infected people within the cluster.

**Keywords**—COVID-19; machine learning; weighted clustering; malicious node; susceptible node; head; trust

## I. INTRODUCTION

A corona virus was initially recognized in human lungs in 2012. The novel corona virus is not same as Severe Acute Respiratory Syndrome (SARS) in 2003. However, similar the SARS virus, the novel corona virus is most related to those originate in bats. In 2012 the novel corona virus is happened in two clustered regions like Jordan and Saudi Arabia. Now World Health Organization (WHO) announced corona virus disease 2019 (COVID-19) is a pandemic. A pandemic defines spreading the disease wide range of area and affecting exceptionally high proportion of the population. This novel corona virus was named Corona virus Disease 2019 (COVID-19) by WHO in February 2020. The virus is referred to as SARS-CoV-2 and the associated disease is COVID-19. As of 10 September 2020, over 28,050,253 cases have been identified globally in 188 countries with a total of over 908,434 fatalities. Also 20,117,616 were recovered. The primary symptoms for Corona virus are mild fever, Fatigue, Aching muscles, Breathing problem, Dry cough along with less typical symptoms of Headache, Diarrhea, Phlegm buildup and Hemoptysis [24]. The person is having all above symptoms then the person is affected with COVID-19 virus. The virus gets into human lungs and it affect lung functionality with the impact increases up to 14 days. The corona virus can transferred through droplets with different particle size. Respiratory droplet particle sizes are  $>5\text{-}10\mu\text{m}$  and droplet nuclei particle size is  $<5\mu\text{m}$ . The respiratory

droplets are spreading easily through direct contact compare to droplet nuclei. The droplet transmission occurs within 1m direct contact with COVID-19 infected people [25].

The shape of the Corona virus is shown in Fig. 1. The gray surface is a spherical envelope that surrounds the nucleus of the virus, containing genetic material. Orange bits are a “membrane proteins,” or M proteins, the most abundant structural protein in the virus and one that gives it form, says Eckert. These and other proteins vary from one type of virus to another and can be used to help understand or identify one virus from another. Yellow bits are envelope proteins (E proteins), the smallest of the structural proteins. They “play an important role either in regulating virus replication — such as virus entry — assembly and release,” research. Red spikes: These clumps of proteins (called S proteins) are “what the virus uses to gain entry into and attach to the cell,” says Eckert. They also create the effect of a halo, or corona, around the virus.

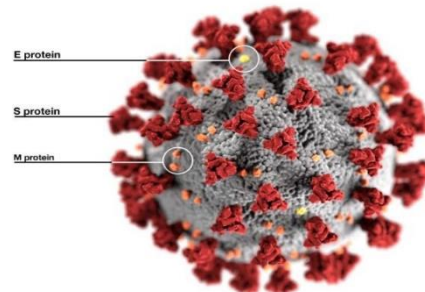


Fig. 1. The Shape of COVID-19 Virus.

## II. LITERATURE REVIEW

To reduce the spreading of corona virus with the help of recognizing cases and clusters, patient isolation, contact tracing, and community transmission prevention. The small number of clusters which identify 22 probable primaries COVID-19 cases rapidly [1]. The agent-based model is used to identify the contact rates between agents and structure of in-person contact network [2]. The agent based fine-grained computational simulation model is used to identify the COVID-19 cases from children to adult. The simulation model compares numerous interference policies isolation, air travel, home quarantine and social distancing [3]. The COVID-ABS, a new SEIR agent-based model is used to simulate the pandemic situation from agent-agent contact, business, and government. The COVID-ABS model was implemented in

python programming language [4]. The INFEKTA agent-based model combines individual agent virus spread to complex network with Euclidean space is measured within a city [5].

The REINA agent-based model which is used to simulate different categories of plan action on timeline. The result combines that utilizing complete testing, contact tracing and targeted isolation measures [6]. The cluster based mathematical model to forecast the rough trail of COVID-19. The COVID-19 spread is analyzed for three countries like Italy, United States of America and India the results show that the spread of each country is high accuracy [7]. The agent-based model considered few parameters like social distance restrictions, business opening, quarantine, control approaches on the infection progression. The result shows that the social distancing restricts the business activity participation [8]. The agent-based model applies for cluster planning and each agent is allocated for three key attributes like intelligence, talkativeness, and credibility. The problem-solving ability is better for small groups compared to large groups [9]. The fully computable model is utilized for two-state model which is used to identify the healthy or infectious people permitting for in environment simulation and risk assessment [10]. The two crucial methods are utilized for spread of an infected disease. They are agent-based model and equation-based model. The result shows that the equation-based model gives better performance compared to agent-based model [11].

The agent-based model is a feasible and powerful modeling tool for both biology and mathematics classrooms [12]. The Covasim (COVID-19 agent based simulator) is an open source model to include demographic information on age structure and population size, social distance, schools, workplaces, hygiene measures etc. to apply and inspect virus dynamics and policy decisions in European countries [13]. The simulation model could help the individuals to take better decision during COVID-19 pandemic situation. The simulation decision maker provides better decision-making results for individuals [14]. The COVID-19 infected people spread their virus within their family and the person mobility infection goes to other families to form a new cluster [15]. The virus infection outbreak is influenced by many factors like immunity level, population density and age structure of the population. These factors are considered to evaluate COVID-19 risk assessment using agent-based model [16]. The individuals are considered as agent that move, become infected and spread the virus to others. The simulation model is used to restrict the agent movement and mandatory to wear a mask on the spread of COVID-19 [17]. The RT-PCR testing is used to diagnosis the COVID-19 virus rapidly. In cluster-based approach the COVID-19 positive cases are identified using RT-PCR testing in Singapore [18,19]. The age based social contact virus spread is assessed using simulation model. The result shows that mid-elder age people affected more compared to child or young people [20,21]. The Bats-Hosts-Reservoir-People transmission network model is used to identify the human infection. Reservoir-People (RP) transmission network model is used to assess the transmissibility of the SARS-CoV-2 [21,22]. The mathematical model is used to assess the transmission risk of

COVID-19 in various facilities. The agent-based simulation model which is used to take better decision for prevention of COVID-19 [22,23]. The synergic deep model is used to learn and predict various metrics like duration of days, discharge disposition, and inpatient expense for total hip arthroplasty [24,25]. The attribute-based health record protection algorithm is used to protect healthcare service information access like control confidentiality, credibility, and secrecy [26,27].

### III. METHODOLOGY

#### A. Transmission Mode of COVID-19 Virus

CoVID-19 virus spread can be classified into two categories: close contact and Airborne. Lung infections can be spread through droplets of dissimilar sizes: while the droplet particles are  $>5-10 \mu\text{m}$  in diameter they are stated to as respiratory droplets, and when they are  $<5\mu\text{m}$  in diameter, they are stated to as droplet nuclei. The COVID-19 virus spread primarily spread between publics through respiratory droplets and contact routes.

The droplet spread occurs between a person is in close contact within 1m with someone having respiratory symptoms. The transmission also occurs through infected person surrounding environment. So, the virus spread happened in two ways: direct and indirect contact. In direct contact the infected people contact other people directly and in indirect contact the people touching with virus surfaces indirectly. The direct and indirect contacts are shown in Fig. 2 and 3.

Airborne transmission is dissimilar from droplet spread as it refers to the occurrence of bacteria within droplet nuclei, which are usually measured to be particles  $<5\mu\text{m}$  in diameter, can persist in the air for long periods of time and be spread to others over distances larger than 1 m.

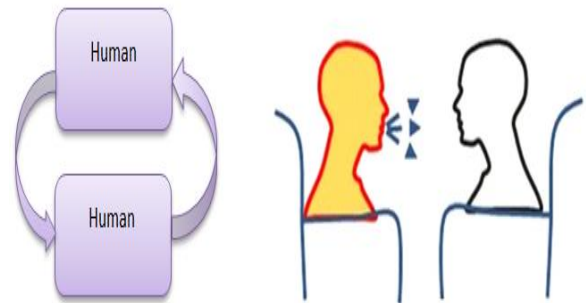


Fig. 2. Direct Contact or Close Contact.

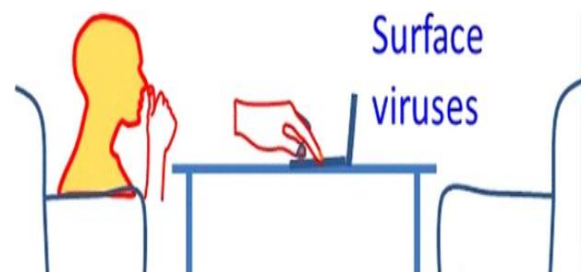


Fig. 3. Indirect Contact.

**B. Agent based Weighted Clustering Approach**

The agent based weighted clustering proposed model is used to find the transmission risk within a cluster. Every individual are considered as agent to perform predefined operations. The agents are interacting with the environment in multidimensional space. The agents can freely move from one cluster to another cluster freely. Here clusters are considered as city. Every cluster have cluster head which is elected based upon the agent weighting parameters like immunity, age group, and mobility. The cluster head is used to monitor the agents within the cluster. Within a cluster the normal people are considered as normal node and corona virus infected people are considered as malicious node. If any malicious node is found within a cluster, then the malicious node is removed from the cluster immediately.

The set of A agents  $[a_1, \dots, a_A]$  Each agent  $a_i$  ( $i$  belongs to  $1 \dots A$ ) is selected randomly. Each agent  $a_i$  is applied for set of rules to change its position, state or relationship with agents. In the proposed model two different types of agents  $A(k) = \{a_1(k), \dots, a_{A(k)}\}$  and  $B(k) = \{b_1(k), \dots, b_{B(k)}\}$  are defined. The agent A and B change their position in each iteration  $k$  of the simulation. The agent A signifies the susceptible elements in the environment and B signifies the infected individuals. The agents A and B behaviors are characterized by two rules to simulate COVID-19 transmission. They are Rule I and Rule II. The Rule I defines the agent  $a_i$  infected or not. The Rule II defines mobility of the agent is identified.

**Rule I:** The random number  $r$  is generated between 0 and 1. If the value of  $r$  is less than or equal to threshold value, then the agent  $a_i$  is considered to be infected, otherwise it is not affected. The value of  $R$  can represent the radius of the cluster range. Here value of  $R=1\text{mt}$ . When the agent  $a_i$  is recognized as infected,  $a_i$  is deleted from A and added as new agent  $b_{\text{new}}$  within the infected agents B. Fig. 4 illustrates the operation process of Rule I [28,29].

In Fig. 4 set of 8(A) susceptible elements and 2 infected agents  $A = a_1, \dots, a_8$  and  $B = b_1, b_2$ . In figure  $a_3$  and  $a_5$  maintain close relationship between  $b_1$  and  $b_2$ . Assume the probability of infection for  $a_3$  and  $a_5$  are 0.2 and 0.9, respectively. The probability of  $a_5$  infected value is high and  $a_3$  is value is low compared to predefined threshold value 0.5. This virus can be identified with the help of following formula:

$$\text{COVID - 19 Diagnosis} = \begin{cases} \text{COVID - 19} + \text{veif} (1), & 5 < T \\ \text{COCID - 19} - \text{veif} & 0.5 \geq T \end{cases} \quad (1)$$

Where,  $T$  is threshold value. The agent infected value is less than threshold value then it considered as COVID-19 positive otherwise it is negative [30,31].

**Rule II:** In this rule mobility between the agents A and B determined. This is illustrated in Fig. 5.

In Fig. 5, set of 2(A) susceptible agents and 1(B) infected agent  $A = a_1, a_2$  and  $B = b_1$ . In fig the mobility probability of  $a_1 = 0.8$ ,  $a_2 = 0.1$  and  $b_1 = 0.1$ . Due to low mobility probability of  $a_2$  is very low. So, it is not affected. But the contact and mobility probability of  $a_1$  and  $b_1$  is high. So the infected probability chance is high for both  $a_1$  and  $b_1$ . In figure,  $a_1$

mobility is considered for  $a_1(k)$  to  $a_1(k+1)$  and  $b_1$  mobility consisted for  $b_1(k)$  to  $b_1(k+1)$ . The  $a_2$  mobility is same position [32,33].

The following weighting parameters are considered for electing a cluster head within a cluster. They are mobility of the agent, immunity level of the agent and age group of the agent.

$$\text{Cluster Head} = W1 (MA) + W2 (IA) + W3 (AA) \quad (2)$$

Where  $W1 (MA)$  = Weighing factor of Mobility of the Agent

$W2 (IA)$  = Weighting factor of the Immunity level of the agent

$W3 (AA)$  = Weighting factor of the Age group of the agent

The agent has low mobility, high immunity level and the middle age group, then the agent considered as cluster head for within a cluster. The cluster head is a health inspector agent to monitor the other agent behaviors periodically. If any malicious agent node is found within a cluster, then the node the node is removed from the cluster immediately. The trust value between two agents can be represented as  $T_{xy}$ . The trust value between two agents can be calculated as below equation.

$$T_{xy} = LM + WM + MSD \quad (3)$$

Where  $T_{AB}$  = Trust value between agent A to B

LM = Low Mobility

WM = Wearing Mask

MSD = Maintain Social Distance

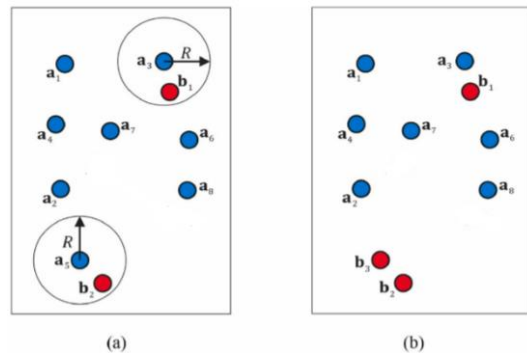


Fig. 4. Operation of Rule I (a) Initial Configuration and (b) Final Configuration.

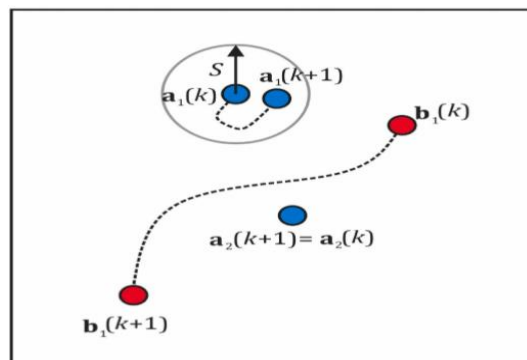


Fig. 5. Operation of Rule II.

The above three parameters are satisfied between agents A and B, then the agent A trust B. The virus infection can be identified within a cluster with the help of Aarogya Setu App in Fig. 6. In Fig. 6(a) agents is installed Aarogya Setu App using Bluetooth to identify the COVID+ agent. In Fig. 5(b) identify the location of COVID+ agent and send alerts message to all other agents within a cluster. If the agent is not having Bluetooth feature mobile phone, then the trust value will be calculated for that particular agent.

In Fig. 7, the cluster head (health official) to monitor all other agents periodically within a cluster. If any agent is identified COVID+, then the infected agent removed from the cluster immediately and the infected agent history is recorded in the application server. The COVID+ agent alert information is passed to all other agents immediately within cluster. The agent based weighted clustering algorithm works as follows:

**Agent based weighted clustering algorithm**

1. Initialize the number of agents and clusters  
A=susceptible Agent, B= Infected Agent
2. Elect a cluster head with weighting parameters  
 $Cluster\ Head\ (CH) = W1\ (MA) + W2\ (IA) + W3\ (AA)$
3. Find the trust value between two agents A and B  
 $T_{xy} = LM + WM + MSD$
4. Install Aarogya Setu App for all the agents within a cluster
5. If the agent is not having Bluetooth features mobile phone then
6. Calculate the trust value of that particular agent
7. Apply the operation of Rule I
8. Check the agent infection result is COVID +ve or COVID -ve
9. If COVID +ve then
10. Remove the infected agent from the A group and added into B group
11. Else
12. Continue with A group
13. Apply the operation of Rule II: Mobility
14. Check the agent infection result is COVID +ve or COVID -ve
15. If COVID +ve then
16. Remove the infected agent from the A group and added into B group
17. Else
18. Continue with A group
19. Stop

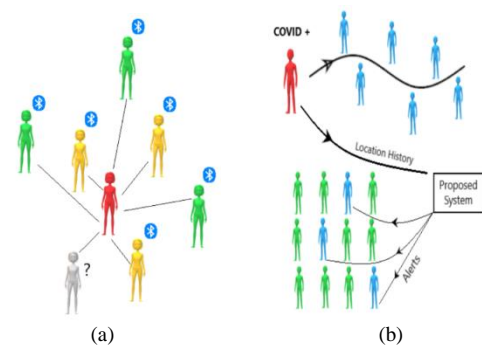


Fig. 6. (a) Agent using Aarogya Setu App using Bluetooth (b) COVID + agent Location Discovery.

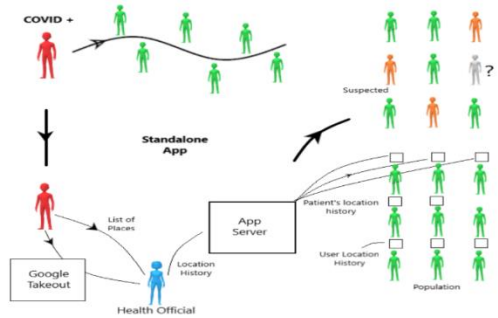


Fig. 7. Cluster Head (Health Official) to Monitor All other Agents within a Cluster.

**IV. EXPERIMENTAL RESULTS**

The simulations are conducted for 400 (A) susceptible agents and 2 infected individual (B). The 300x300 dimension is utilized for environment simulation. Fig. 8 shows the agents contact results in dissimilar iteration of the simulation process.

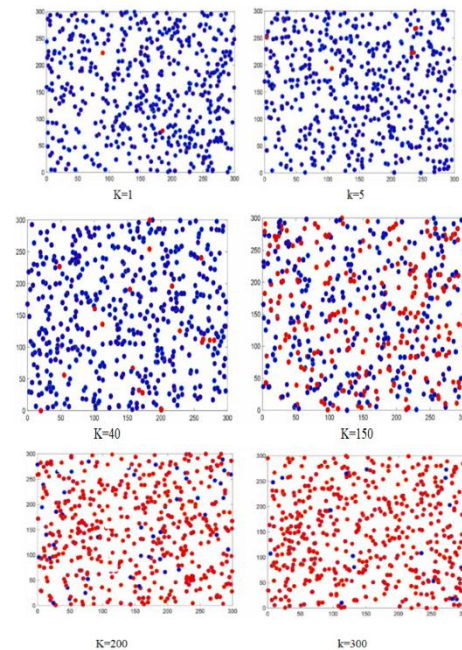


Fig. 8. Results in different Iteration of the Simulation Process. Blue Circle Represents Susceptible Agents and Red Circle Represents Infected Agents [34, 35].

The number of infected agents with iterations is illustrated in Fig. 9.

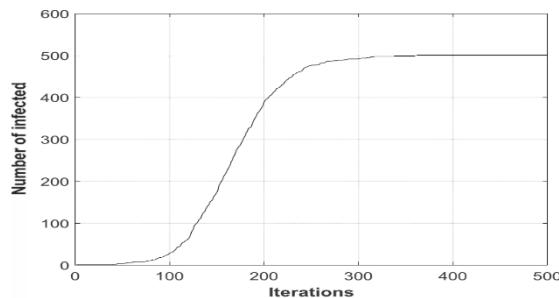


Fig. 9. Progression of the Simulation in Terms of the Number of Infected Agents [36].

## V. CONCLUSION

The agent based weighted clustering approach to evaluate the COVID-19 transmission risk in environment has been presented. The cluster head is elected based upon the weighting parameters. The Aarogya Setu App is utilized for identify the location of COVID-19 positive agents. The behavior of every individual is characterized by set of rules and trust calculation between agents. The simulations are conducted for different iterations to identify the COVID-19 transmissions risk are evaluated. In future this, work will be implemented in global level transmission risk.

## REFERENCES

- [1] Yuki Furuse et al, "Clusters of Coronavirus Disease in Communities, Japan, January–April 2020", *Emerging Infectious Diseases*, 2020, Vol:26, No:9, pp- 2176-2179.
- [2] Christopher Wolfram, "An Agent-Based Model of COVID-19", *Complex Systems*, <https://doi.org/10.25088/ComplexSystems.29.1.87>.
- [3] Sheryl L. Chang et al, "Modelling transmission and control of the COVID-19 pandemic in Australia", arXiv:2003.10218v3 [q-bio.PE] 3 May 2020.
- [4] Petronio C. L. Silva et al, "COVID-ABS: An Agent-Based Model of COVID-19 Epidemic to Simulate Health and Economic Effects of Social Distancing Interventions", arXiv:2006.10532v2 [cs.AI] 8 Jul 2020.
- [5] Jonatan Gomez et al, "INFEKTA: A General Agent-based Model for Transmission of Infectious Diseases: Studying the COVID-19 Propagation in Bogotá - Colombia", <https://doi.org/10.1101/2020.04.06.20056119>, 2020.
- [6] Jouni T. Tuomisto et al, "An agent-based epidemic model REINA for COVID-19 to identify destructive policies", <https://doi.org/10.1101/2020.04.09.20047498>, 2020.
- [7] R. Ravinder et al, "An Adaptive, Interacting, Cluster-Based Model Accurately Predicts the Transmission Dynamics of COVID-19", <https://doi.org/10.1101/2020.04.21.20074211>, 2020.
- [8] Ali Najmi et al, "Determination of COVID-19 parameters for an agent-based model: Easing or tightening control strategies", <https://doi.org/10.1101/2020.06.20.20135186>, 2020.
- [9] Shun Cao et al, "An Agent-Based Model of Leader Emergence and Leadership Perception within a Collective", *Complexity*, <https://doi.org/10.1155/2020/6857891>, 2020.
- [10] Renaud Di Francesco, "Agent Based Model for Covid 19 Transmission: field approach based on context of interaction", *Computers in Biology and Medicine*, 2020.
- [11] Elizabeth Hunte et al, "A Comparison of Agent-Based Models and Equation Based Models for Infectious Disease Epidemiology", DOI:10.21427/rtq2-hs52.
- [12] Erin N. Bodine et al, "Agent-Based Modeling and Simulation in Mathematics and Biology Education", *Mathematical Biology*, 2020, <https://doi.org/10.1007/s11538-020-00778-z>.
- [13] Cliff C. Kerr et al, "Covasim: an agent-based model of COVID-19 dynamics and interventions", doi: <https://doi.org/10.1101/2020.05.10.20097469>.
- [14] Christine S. M. Currie et al, "How simulation modeling can help reduce the impact of COVID-19", *Journal of Simulation*, 2020, Vol:14, Issue:2, pp- 83-97.
- [15] Pengcheng Zhao et al, "A Comparison of Infection Venues of COVID-19 Case Clusters in Northeast China", *International Journal of Environmental Research and Public Health*, 2020, doi:10.3390/ijerph17113955.
- [16] Elizabeth Hunter et al, "An open-data-driven agent-based model to simulate infectious disease outbreaks", *PLOS ONE*, 2020, <https://doi.org/10.1371/journal.pone.0208775>.
- [17] Anass Bouchnita and Aissam Jebrane, "A Multi-Scale Model Quantifies The Impact of Limited Movement of the Population and Mandatory Wearing of Face Masks in Containing the COVID-19 Epidemic in Morocco", *Mathematical Modeling of Natural Phenomena*, 2020, <https://doi.org/10.1051/mmnp/2020016>.
- [18] Sarah Ee Fang Yong et al, "Connecting clusters of COVID-19: an epidemiological and serological investigation", *The Lancet Infectious Diseases*, Vol:20, Issue:7, PP: 809-815, 2020.
- [19] Yang Liu et al, "What are the underlying transmission patterns of COVID-19 outbreak? An age-specific social contact Characterization", *EClinicalMedicine*, <https://doi.org/10.1016/j.eclinm.2020.100354>.
- [20] Tian-Mu Chen et al, "A mathematical model for simulating the phase-based transmissibility of a novel coronavirus", *Infectious Diseases of Poverty*, 2020, <https://doi.org/10.1186/s40249-020-00640-3>.
- [21] Erik Cuevas, "An agent-based model to evaluate the COVID-19 transmission risks in facilities", *Computers in Biology and Medicine*, 2020, DOI: <https://doi.org/10.1016/j.combiomed.2020.103827>.
- [22] Sundar Prakash Balaji Muthusamy et al., "Synergic deep learning based preoperative metric prediction and patient oriented payment model for total hip arthroplasty", *Journal of Ambient Intelligence and Humanized Computing*, 2020, <https://doi.org/10.1007/s12652-020-02266-7>.
- [23] Azath Mubarakali, M. Ashwin, Dinesh Mavaluru, A. Dinesh Kumar, "Design an attribute based health record protection algorithm for healthcare services in cloud environment", 2020, DOI: 10.1007/s11042-019-7494-7.
- [24] "World Health Organization Q&A on coronaviruses(COVID-19)", <https://www.who.int/news-room/q-a-detail/q-a-coronaviruses>, Accessed in April, 2020.
- [25] "Modes of transmission of virus causing COVID-19: implications for IPC precaution recommendations", <https://www.who.int/news-room/commentaries/detail/modes-of-transmission-of-virus-causing-covid-19-implications-for-ipc-precaution-recommendations>, Accessed in March, 2020.
- [26] Chaitanya, G. Krishna, et al. "A Survey on Twitter Sentimental Analysis with Machine Learning Techniques." *International Journal of Engineering & Technology* 7.2.32 (2018): 462-465.
- [27] Gogineni Krishna Chaitanya and Krovi.Raja Sekhar, "A Human Gait Recognition Against Information Theft in Smartphone using Residual Convolutional Neural Network" *International Journal of Advanced Computer Science and Applications(IJACSA)*, 11(5), 2020. <http://dx.doi.org/10.14569/IJACSA.2020.0110544>
- [28] Bezawada, A., Marella, S.T. and Gunasekhar, T., 2018. A Systematic Analysis of Load Balancing in Cloud Computing. *International Journal of Simulation--Systems, Science & Technology*, 19(6).
- [29] N. S. Dey and T. Gunasekhar, "A Comprehensive Survey of Load Balancing Strategies Using Hadoop Queue Scheduling and Virtual Machine Migration," in *IEEE Access*, vol. 7, pp. 92259-92284, 2019, doi: 10.1109/ACCESS.2019.2927076.
- [30] Suresh, Ganzi, et al. "Processing & Characterization of LENSTM Deposited Co-Cr-W Alloy for Bio-Medical Applications." *International Journal of Pharmaceutical Research (IJPR)* Volume 10.1 (2018).

- [31] Madhav, Boddapati TP, Yalavarthi Usha Devi, and Tirunagari Anilkumar. "Defected ground structured compact MIMO antenna with low mutual coupling for automotive communications." *Microwave and Optical Technology Letters* 61.3 (2019): 794-800.
- [32] Shekar, S. Chandra, et al. "Wavelet Based Protection Scheme On Renewable Energy Integrated Multi-Terminal Transmission System." *International Journal of Pure and Applied Mathematics* 120.6 (2018): 721-736.
- [33] Manikanta, B. Tejo, V. Ranga Rao, and M. Achyutha Kumar Reddy. "Performance of wood ash blended reinforced concrete beams under acid (HCl), base (NaOH) and salt (NaCl) curing conditions." *International Journal of Engineering & Technology* 7.3 (2018): 1045-1048.
- [34] Ravuvari, A. K., Yechuri, S., Chaitanya, C., & Rajesh, C. (2018). Improved light efficiency in Si solar cells by coating mesoporous TiO<sub>2</sub> and cu-modified mesoporous TiO<sub>2</sub>. *Solar RRL*, 2(12), 1800214.
- [35] Gogineni Krishna Chaitanya and Krovi Raja Sekhar, "GAIT based Behavioral Authentication using Hybrid Swarm based Feed Forward Neural Network" *International Journal of Advanced Computer Science and Applications(IJACSA)*, 11(9), 2020. <http://dx.doi.org/10.14569/IJACSA.2020.0110939>
- [36] Gogineni Krishna Chaitanya and Krovi.Raja Sekhar(in press), "Knowledge-Based Gait Behavioural Authentication Through A Machine Learning Approach" *International Journal of Biomedical Engineering and Technology*(in press).

#### AUTHORS' PROFILE



Dr P.Vidya Sagar is an Indian academician who is serving as an Associate Professor in the Department of Computer Science & Engineering in KL University Vijayawada, Andhra Pradesh, India. He got the Ph.D.(Computer Science & Technology) from Sri Krishnadevaya University, Andhra Pradesh, India, in 2016. M.Tech. (Computer Science & Engineering) from Acharya Nagarjuna University, Andhra Pradesh, India, 2010. The major domain/specialization of doctorate is Software Engineering application with Deep Learning; Image processing, Data Mining and Networking. I had around 10 yrs of IT industrial experience with major MNC's & currently acting as reviewer/editorial member if international journals and organize member for international conferences.



Dr Pavan Kumar is an Indian academician who is serving as Professor in the Department of Computer Science & Engineering in KL University Vijayawada, Andhra Pradesh, India. He got the Ph.D. (Computer Science & Engineering) from Acharya Nagarjuna University, Andhra Pradesh, India, in 2016. The major domain/specialization of doctorate is in Computer Networks. He is currently acting as reviewer/editorial member if international journals and organize member for international conferences.



Gogineni Krishna Chaitanya received his bachelor's degree in computer science from Acharya Nagarjuna University and master's degree from JNTUK. He is currently pursuing Ph.D degree with Department of Computer Science and Engineering Koneru Lakshmaiah Education Foundation, Vaddeswaram, 522502 Andhra Pradesh, India. His research interests include digital forensics, Biometrics, Authentication and Machine Learning.



Dr. Moparthy Nageswara Rao (born on 15th February 1974) he is an Indian academician who is serving as Professor KL University Vijayawada, Andhra Pradesh, India. I have over all 19.7 years' experience out of Teaching cum Research is 7. 5 years of experience along with 12.2 years **IT industry** from major MNC's like IBM, Sony, Mphasis an HP Company, Birla soft India with a onsite(USA) of 3 years including. I got the Doctoral - Ph.D. in computer science and Technology from Sri Krishandevaraya. The major domain/specialization of doctorate is Software Engineering application data mining. I had 2 patents was published (IPR's) on the same of software Engineering domains and 2 books published Currently I am an associated with different Scopus Int. journal Reviewers like IJAIP, IJDS, CIT& IGI Global publishing (IJORIS) along with 2 SCI journals called IEEE Access and JBD.