

Dynamic Routing Using Petal Ant Colony Optimization for Mobile Ad-hoc Networks

Sathyaprakash B.P¹, Manjunath Kotari²

School of Electronics and Communication Engineering, REVA University, Bengaluru-560064, India¹

Research Scholar, Visvesveraya Technological University, Belagavi-590018, India¹

Dept. of CSE, Alva's Institute of Engineering and Technology, Moodbidri, Mangalore-574225, India²

Visvesveraya Technological University, Belagavi-590018, India²

Abstract—A Mobile Ad-hoc Network (MANET) is a temporary wireless network that configures itself as needed. Each MANET node has a finite number of resources and serves as both a node and a router at the same time. MANET nodes are mobile and move from one location to another. Because MANET nodes are dynamic, choosing an optimal node for data transfer is a difficult issue. Because packets must propagate in a multi-hop manner, they take a longer path and may endure a longer delay, causing them to become lost in the network. The network's overall performance suffers as a result of the re-transmission of those lost packets. We propose a modified version of a nature-inspired algorithm called Petal Ant based Dynamic Routing (PADR) in this research study, which reconstructs data packets to traverse inside a given region and achieves minimal delay during data transmission. The PADR is simulated in Network Simulator (NS2) and compared against nature-inspired routing protocols like PAR and SARA, as well as traditional routing protocols like AODV.

Keywords—Petal ant routing; dynamic petal ant routing; MANET; ant colony optimization

I. INTRODUCTION

In our day-to-day lives, wireless communication networks are becoming increasingly crucial [3] [12]. Wireless devices connect, exchange, and transfer data wirelessly, giving them a substantial level of mobility [20]. Infrastructure-based networks and infrastructure-less networks are the two types of wireless networks available [1] [19]. Wireless devices communicate in infrastructure-based networks through a centralized administration, such as a base station or an access point [28]. The wireless device communicates directly with no pre-existing communication infrastructure in an infrastructure-less network, which is known as an Ad-hoc Network. Mobile Ad-hoc Network is an example of an ad-hoc network (MANET) [5].

The Mobile Ad-hoc Network is a transitory wireless network made up of a collection of wireless devices such as laptops, PDAs, and mobile phones that may dynamically configure, communicate, and react with no central administration [6][7]. Because MANET's nodes are mobile, they connect to other networks using a regular Wi-Fi connection [23]. Because MANET mobile nodes communicate with one another over a wireless medium, the devices must establish a communication link and send data to others even when they are not in direct transmission range [14][30]. MANETs, in general, forward data in a multi-hop fashion and

serve as routers even when no infrastructure equipment is present [16][31]. Congestion, routing, security, and other challenges arise as a result of a MANET's absence of infrastructure equipment [18] [29]. One of the most important challenges is routing, because when determining the best way for data transmission, complications like delay, performance, throughput, and overheads can generate a slew of problems and reduce network efficiency [4] [15]. As a result, additional strategies are required to overcome such difficulties with high node mobility, according to [25] [17]. A Routing in a MANET is a common theme that has resulted in numerous routing protocols in the literature and has remained a difficult issue for the past few decades [21] [22].

The key contributions and originality aspects of the proposed routing are as follows:

1) To identify the shortfalls of existing PAR route discovery procedure. We provide a cutting-edge technique for obtaining petal width from static to dynamic petal between end nodes.

2) Our approach aims to maximize the data delivery rate between end-to-end nodes during data transmission by discriminating the mobile node during the process. We propose an innovative technique of electing the nearest neighboring node so that delay and routing overheads between end nodes is minimum as quoted in the algorithm. This impacts the performance and user experience of various applications and services in the real world.

3) For each of the proposed tests, 20 simulation runs were conducted ranging from 15 to 150 mobile nodes, and an average value was calculated at the end of the simulation. The suggested routing algorithm is evaluated for various metrics such as packet delivery fraction, throughput, overhead and delay, and the results are compared with PAR routing.

Overall, this article proposes an extension of the ant colony optimization technique, a nature-inspired algorithm that optimizes both the route discovery and route maintenance mechanisms for data delivery from groups of mobile nodes in MANETs. The proposed technique evaluation results demonstrate its effectiveness in discriminating node during route discovery and provides better performance than PAR routing strategy. The following section contains various related works, our contributions, and an analysis of the results.

II. RELATED WORK

Hua Wang, Z ao Shi, et al. (2008) [2] proposed a modified Ant Colony algorithm for ad-hoc networks that included a progressive changing orientation component and used it to solve multi-constraint routing problems. The gradual changing orientation factor's directionality allows the ants to consider direction when searching for a path, allowing them to proceed fast to the end node and so improve convergence speed by overcoming the slow convergence setback. According to the author, an ant in the improved algorithm not only uses prior search findings, but also lowers the misleading influence of pheromones on improper paths, overcoming the sluggish convergence problem. The results of the experiments show that the ant colony algorithm with progressive shifting orientation factor outperforms the standard ant colony algorithm in terms of convergence time while also avoiding the risk of a local best solution.

Saptarshi Benerjee et al., [9] (2015) suggested a new MANET routing strategy based on on-demand multipath power balanced routing. The routing protocol in [9] is a modified version of the ACO architecture, and it consists of three phases: Route Discovery, Route Maintenance, and Route Failure. The routing algorithm updates the pheromone value in the routing table using the battery charge of a mobile node as the major parameter. During the route discovery phase, the routing algorithm uses the identical Forward Ant (FANT) and Backward Ant (BANT) generated by the source and destination. The source establishes the communication channel to the destination based on the pheromone value obtained by the probability of battery charge of mobile nodes. In OMNET++ version 4.5, the routing algorithm is simulated for a small-scale network. The simulation findings show that the ACO algorithms give better packet delivery count convergence than the existing ACO algorithms.

B Jayalalitha et al., (2016) [11] For MANET, the ANT Colony Optimization Routing (ACOR) algorithm was presented as a variation of the ant routing technique. The ACOR is proactive routing, similar to AntHocNet, which sends out control packets regularly. The author of ACOR modified the Ant-route proto-header packet and successfully complied for execution, but the packets were not transmitted from source to destination node. In NS2, the ACOR is modeled and compared to AntHocNet, AODV, and DSR. According to ACOR, AntHocNet, AODV, and DSR simulation results, the ACOR builds the routing table but fails to transport packets between end nodes.

Ajay Kumar et al., (2017) [15] the importance of MANETs is discussed, as well as the disadvantages of routing for temporary networks. The author of [10] introduced the Efficient Fuzzy based Multi-constraint Multicast Routing protocol (EFM- MRP), which uses fuzzy logic to supervise uncertainty issues. The algorithm calculates the fuzzy cost and chooses the best path between end nodes with the lowest fuzzy cost, then sends the data to a group of receivers. In NS 2.35, the EFMMRP is simulated for 15 to 300 mobile nodes. For mobility, the EFMMRP employs the random waypoint network model, while the propagation model is based on the free space propagation model. The EFMMRP is compared to the On-

demand Multicast Routing Protocol (ODMRP) and the Multicast Ad-hoc On-Demand Distance Vector Routing Protocol (MAODV). The simulation results of EFMMRP, ODMRP, and MAODV show that EFMMRP outperforms ODMRP and MAODV in terms of delay, bandwidth, and energy metrics when faced with uncertainty.

Dipika Sarkar et al. (2018) [20] proposed the Enhanced Ant-AODV routing protocol for MANET, which is based on Quality of Service (QoS). The Enhanced-Ant-AODV is a reactive technique for MANET route selection that combines AODV with ANT. In the frame format of the AODV route request and route reply packet, an extra field called Pheromone count has been added. Based on the pheromone value, hop count, congestion, and reliability of the path between the end nodes, the Enhanced-Ant-AODV chooses a finite route for data delivery. The path with the highest pheromone value is chosen as the optimum data delivery path. In NS 2.35, the Enhanced-Ant-AODV is simulated and tested with the AODV and DSR MANET routing protocols.

Valanto Alappatt et al. (2020) [18] to solve the issue of routing, the authors proposed Ant Colony Optimization and Binary Particle Swarm Optimization (ACO: BPSO), a modified version of the ant colony optimization technique for mobile ad hoc networks. The ACO: BPSO is a hybrid approach for enhancing the network's lifetime that combines Ant Colony Optimization and Binary Particle Swarm Optimization techniques. In NS2, the ACO: BPSO routing protocol is simulated for 50 nodes and compared to the regular AODV routing system. Based on the simulation results, the author of [18] claims that the ACO: BPSO hybrid strategy outperforms the AODV routing protocol in terms of packet delivery rate, throughput, and residual energy.

III. PROPOSED ALGORITHM: PETAL ANT DYNAMIC ROUTING (PADR)

As described in several research proposals published in the literature, real ants are able to find the fastest and most efficient road to get from their food source to their nest in response to their environment [26] [13]. Petal Ant based Dynamic Routing (PADR) is a reactive routing system that is a variant of the Ant Colony Optimization (ACO) Algorithm. When a wireless node is out of transmission range, the PADR divides the network into a Petal Region (P_w), which makes it easier for the node to choose a destination from the source. The detailed description of the proposed algorithm is as follows:

The Petal Ant based Dynamic Routing (PADR) algorithm has three phases namely

- Route Discovery,
- Route Maintenance, and
- Route Repair

A. Route Discovery

Consider the example of a small network of 10 nodes shown in Fig. 1. The wireless mobile nodes are represented by the alphabets A, B, C, D, E, F, G, H, and I, with the node S denoting the Source, D denoting the Destination, and the other nodes denoting the Intermediate node in the network. If any

source node seeks to construct a data path to a destination node during the route discovery phase, the PADR divides the network into petal regions (P_w). If S does not have a routing table entry for destination D in its routing table, node S divides the network into petal regions as illustrated in the Fig. 1 using equations (1, 2, 3), where (x_s, y_s) and (x_d, y_d) are the longitudes and latitudes in real-time measurements of node S and D, d is the distance of S & D, "c" is a variable (minor axis), "a" is 50% of d and "b" is 50% of c.

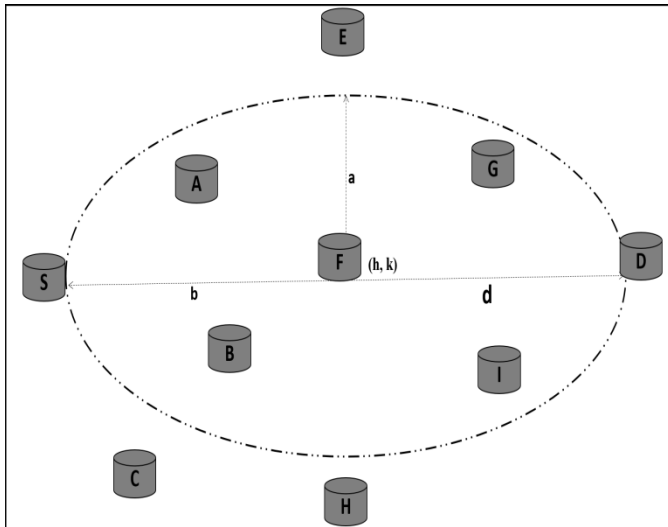


Fig. 1. PAR - petal region calculation.

$$\sqrt{(x_d - x_s)^2 + (y_d - y_s)^2} \quad (1)$$

$$h = (x_s + x_d)/2, k = (y_s + y_d)/2 \quad (2)$$

$$P_w = \pi ab \quad (3)$$

Once the petal width between end nodes has been determined, the source propagates P_FANT across the network. The rebroadcasting of the P_FANT packet is delayed until it reaches D, which response with P_BANT as an acknowledgment to the P_FANT packet. The route discovery procedure of PADR is depicted in Fig. 2 and Fig. 3.

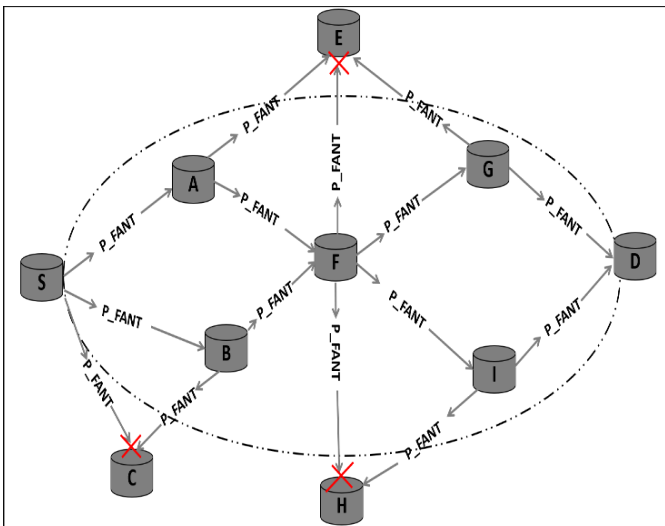


Fig. 2. PADR - P_FANT propagation.

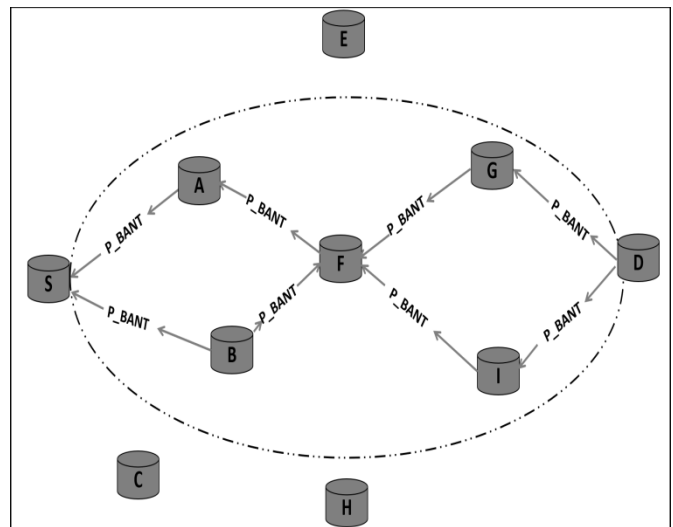


Fig. 3. PADR - P_BANT propagation.

B. Route Maintenance

By balancing the pheromone concentration, the second phase of the PADR algorithm includes a route management procedure that keeps track of active and updated routes during data communications [24]. A link quality and activity are determined by its pheromone concentration. The link with the most data traffic has the highest pheromone levels, whereas the link with the least data traffic has the lowest.

$$\frac{(x-h)^2}{a^2} + \frac{(y-k)^2}{b^2} \leq 1 \quad (4)$$

The analysis of the pheromone difference provides considerable information about the network status, as the authors have already investigated in [2] [6], the data path with the highest pheromone level is the one that draws the most traffic [27]. The routing processing component of the PAR [8] algorithm has been significantly improved to model the PADR. Assume the data flow between the source and destination is via S-A-F-G-D and S-A-F-I-D in the scenario depicted in Fig. 4. PADR proposes an alternative path when a node travels outside the (P_w) region, as shown in Fig. 5.

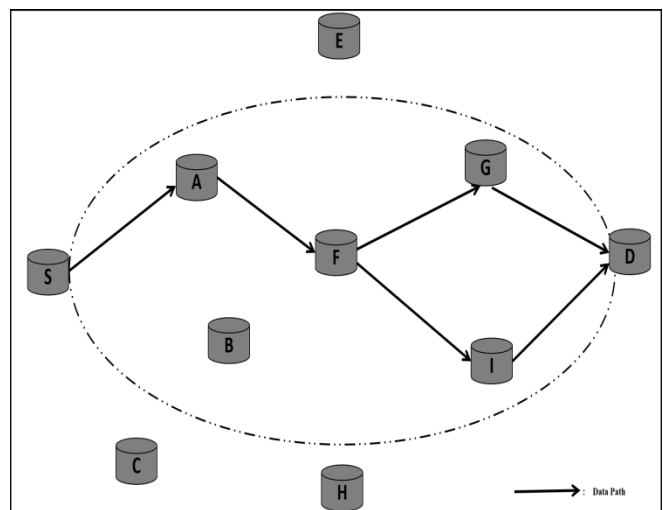


Fig. 4. PADR - Data Path - 1.

```

Onreceiving APacket()
if recvPADRPkt(Packet* p) then
    if (PADR_DATA_Packet) then
        Increase the pheromone intensity between the intermediate link (i,j)
        if intermediate node observe the link breakage between node link (i,j) then
            Change the pheromone value from i – j to zero
            Broadcast link failure message to all nodes
            Source node tries to obtain alternative path to destination
            if (Source found alternative path) then
                Start sending data packet on the new path
            else
                Source initiate new route discovery process
            end
        else
            if (Intermediate node lies inside  $P_w$ ) then
                Intermediate node increase the pheromone intensity in the link (i,j)
                Source continues to transmit the data packet on the same path
            else
                Change the pheromone value from i – j to zero
                Intermediate node drops the packet and does not forward the packet to
                its neighbor node
            end
        end
    end
end
    
```

Algorithm 1: PADR Route Maintenance

The PADR checks whether the mobile node is inside the (P_w) region using Eq. (4). PADR’s data transmission is shown in Algorithm 1.

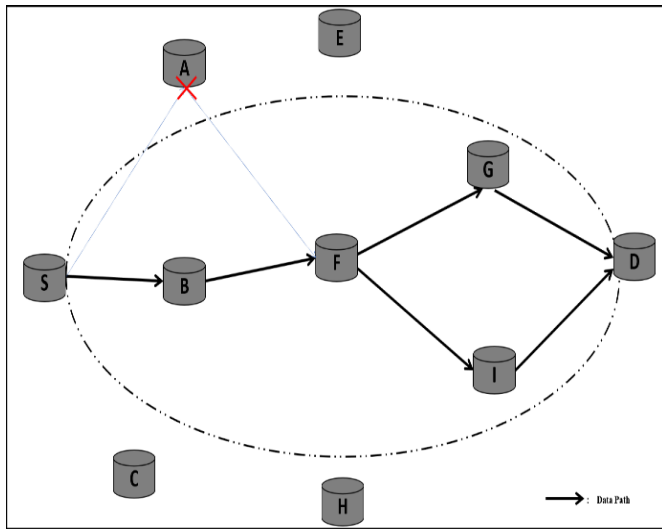


Fig. 5. PADR- Data Path – 2.

C. Route Repair

The PADR algorithm’s third phase includes a route repair process, which is started when a broken path between end nodes is detected. Due to restricted resources such as inadequate signal strength, bandwidth, congestion, power outage, or failure of radio coverage, broken path situation in MANET might occur often, necessitating a rapid route setup

procedure during active data sessions [8]. PADR finds an alternative path inside the $\pi * a * b$ area if a broken path is discovered during an active data session. PADR initiates a new route discovery procedure if no path between source and destination is discovered.

IV. RESULTS AND ANALYSIS

This section compares and evaluates the performance of the PAR, SARA, AODV, and proposed PADR algorithms in Network Simulator (NS2) running on Ubuntu Linux version 18.04. The ACO framework method is used in the PAR, SARA, and suggested routing algorithms, but the AODV is a normal traditional-based routing algorithm. The PAR coding implementation in NS2 version 2.35 has been improved to behave like PADR. A network of nodes ranging from 15 to 150 nodes dispersed across a 1000 x 1000 m geographic region was used to test the proposed PADR. Table I lists the essential parameters and exact values used during the simulation investigation.

A. Study of Packet Generation

For the PADR, PAR, SARA, and AODV routing algorithms, Fig. 6 illustrates the total number of packets generated and sent by the source node to the destination across the network. The nature-inspired method creates more data packets than the conventional based routing technique, according to the simulation analysis of PADR, PAR, SARA, and AODV. When compared to the PAR, SARA, and AODV algorithms, the number of packets generated by the source node of PADR is higher because the source node receives a faster response from the destination for establishing a path through intermediate nodes, so the source starts transmitting

packets in the network right away. According to the graph in figure 6, the PADR creates 6.16% more packets on average than PAR, 9.61% more packets than SARA, and 26.5% more packets than AODV routing approaches.

TABLE I. SIMULATION PARAMETERS

Parameter	Values
Interface queue type	Queue/DropTail
Radio-propagation model	Propagation/TwoRayGround
Number of nodes	15, 30, 50, 75, 100 & 150
Channel	Channel/WirelessChannel
Simulation area Size	1000 x 1000
Simulation Time	160s
Packet size	512 bytes
Mac type	802.11
Node speed	0 m/s to 10 m/s
Transport protocol	TCP
Routing protocol	PAR and PADR
link layer type	LL
Network interface	Phy/WirelessPhy

B. Study of Packet Received

For the PADR, PAR, SARA, and AODV routing algorithms, Fig. 7 depicts the total number of packets received by the destination node across the network. The routing algorithms PADR, PAR, SARA, and AODV are used. The nature inspired algorithm outperforms the classical based routing technique even at packet acceptance by the destination, according to the simulation analysis of PADR, PAR, SARA, and AODV. This is because in the ACO algorithm, the path with higher pheromones value attracts more data packets in the network. According to the graph in Fig. 7, the PADR's destination receives 11.12% more packets on average than PAR, 14.66% more packets than SARA, and 47.42% more packets than the AODV routing technique.

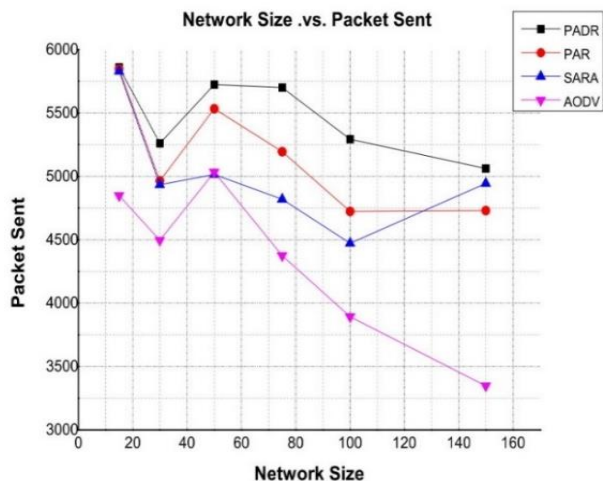


Fig. 6. Network size vs. packet sent.

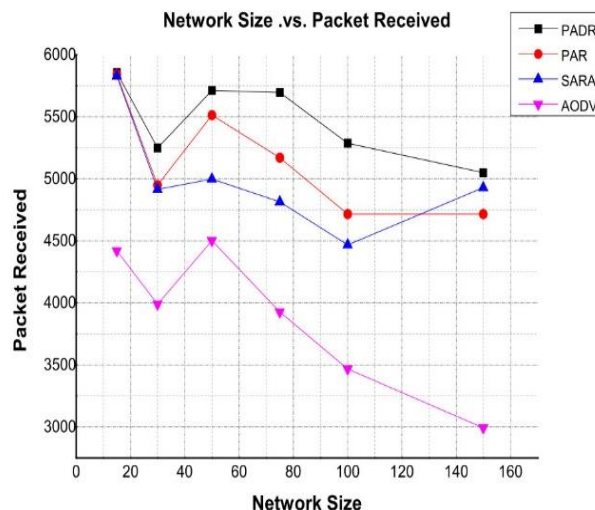


Fig. 7. Network size vs packet received.

C. Study of Packet Delivery Fraction (PDF)

The analysis for packet delivery fraction for PADR in comparison to PAR, SARA, and AODV approaches is shown in Fig. 8. There are two main reasons why an intermediate node cannot participate in data transmission in PADR. If the node is outside the P_w , the pheromone value of that nearby links is zero, and if node moves outside the P_w , the pheromone value of the neighboring links is zero. In the latter case, data packets from intermediate (upstream and downstream) nodes with the connection value zero are deleted. The delivery rate of data packets is high in PADR because each node traverses all of the data packets within P_w . According to the graph in figure 8, PADR performs 0.103% better than PAR, 0.055% better than SARA, and 11.42% better than AODV routing technique.

D. Study of End-to-End Delay

The end-to-end latency of PADR is shown in Fig. 9 in comparison to PAR, SARA, and AODV routing techniques.

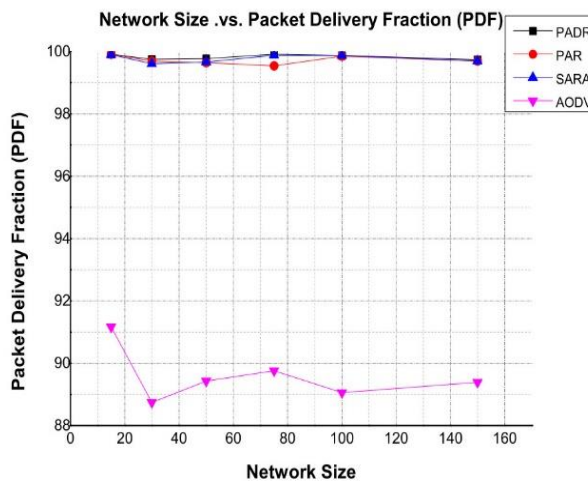


Fig. 8. Network size vs. packet delivery fraction.

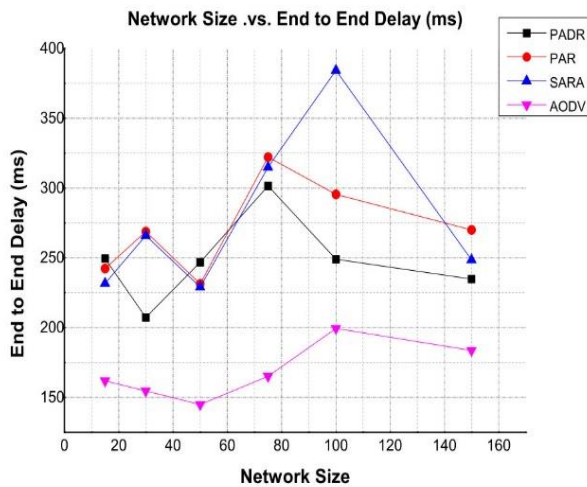


Fig. 9. Network size vs. end-to-end delay.

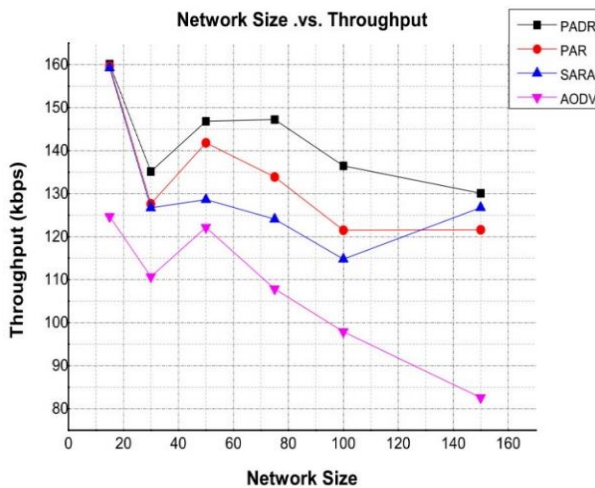


Fig. 10. Network size vs. throughput.

Because the path with a higher pheromones value attracts more data packets, PADR has better end-to-end delay outcomes than PAR and SARA, but is slower than AODV. Pheromone concentration, on the other hand, lowers as time passes owing to pheromone evaporation. As a result, the ACO algorithm uses a restricted number of paths, which attracts an excess of traffic to the same routes, resulting in a nearly constant high end-to-end delay [2]. Because, in PADR, when a node with a data path travels outside of the P_w , the upstream node discovers an alternative path to downstream node within $\pi * a * b$ as shown in Fig. 5. As a result, PADR has a lower delay and latency than PAR and SARA routing approaches. The end-to-end delay of PADR is 8.65% less than PAR, 11.06% less than SARA, and 47.45% more than AODV routing approach, according to the graph in Fig. 9.

E. Study of Throughput

The throughput represents the path's quality and the number of data packets delivered to the destination during a given period of time. The throughput of PADR is shown in Fig. 10 in comparison to PAR, SARA, and AODV routing

techniques. In comparison to PAR, SARA, and AODV routing, PADR gives superior throughput simulation time, according to the simulation data. PADR gives an average of 6.17% more throughput than PAR, 9.69% more than SARA, and 32.50% more than AODV routing approach, according to the graph in Fig. 10.

F. Study of Routing Overheads

The routing overhead of PADR is shown in Fig. 11 in comparison to PAR, SARA, and AODV routing algorithms. PADR has slightly greater overhead than PAR and SARA, but less than AODV, according to the simulation results. Because nodes move beyond the P_w , PADR considers extra P_w computation during route maintenance sessions, the overhead in PADR is slightly higher. Despite the fact that PADR consumes more overhead than PAR and SARA, it outperforms them in all of the listed measures.

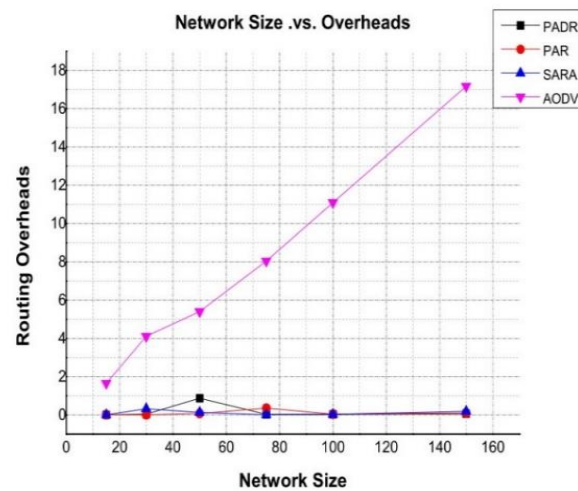


Fig. 11. Network size vs. routing overheads.

V. CONCLUSION

This research article introduces Petal Ant Dynamic Routing (PADR), an upgraded version of a nature-inspired method. The proposed work's major goal is to improve Quality of Service (QoS) in terms of performance, throughput, and networking latency. The proposed routing is simulated in NS 2.35 and compared to MANET routing domain related work. According to the simulation results, PADR outperforms AODV, SARA, and PAR in terms of packet generation, packet delivery fraction (PDF), end-to-end delay, and throughput, while using PADR slightly higher routing overheads than PAR.

REFERENCES

- [1] M. Gunes, U. Sorges and I. Bouazizi, "ARA-the ant-colony based routing algorithm for MANETs," Proceedings. International Conference on Parallel Processing Workshop, Vancouver, BC, Canada, 2002, pp. 79-85, doi: 10.1109/ICPPW.2002.1039715.
- [2] Wang, Hua, et al. "An optimized ant colony algorithm based on the gradual changing orientation factor for multi-constraint QoS routing." Computer Communications 32.4 (2008): 586-593. https://doi.org/10.1016/j.comcom.2008.11.017
- [3] Wang, Jianping, et al. "HOPNET: A hybrid ant colony optimization routing algorithm for mobile ad hoc network." Ad Hoc Networks 7.4 (2009): 690-705. https://doi.org/10.1016/j.adhoc.2008.06.001

- [4] Correia, Fernando, and Teresa VazEo. "Simple ant routing algorithm strategies for a (Multipurpose) MANET model." *Ad Hoc Networks* 8.8 (2010): 810-823. <https://doi.org/10.1016/j.adhoc.2010.03.003>
- [5] Dressler, Falko, and Ozgur B. Akan. "A survey on bio-inspired networking." *Computer Networks* 54.6 (2010): 881-900. <https://doi.org/10.1016/j.comnet.2009.10.024>
- [6] Karia, Deepak C., and Vaibhav V. Godbole. "New approach for routing in mobile ad-hoc networks based on ant colony optimization with global positioning system." *IET networks* 2.3 (2013): 171-180. DOI: [10.1049/iet-net.2012.0087](https://doi.org/10.1049/iet-net.2012.0087)
- [7] Singh, Gurpreet, Neeraj Kumar, and Anil Kumar Verma. "Antalg: An innovative ACO based routing algorithm for MANETs." *Journal of Network and Computer Applications* 45 (2014): 151-167. <https://doi.org/10.1016/j.jnca.2014.07.006>
- [8] Manjunath, M., and D. H. Manjiaiah. "PAR: Petal Ant Routing Algorithm for Mobile Ad Hoc Network." *International Journal of Computer Networks & Communications* 7.2 (2015): 45. <https://doi.org/10.48550/arXiv.1504.04420>
- [9] Banerjee, Saptarshi, et al. "Modified Ant Colony Optimization (ACO) based routing protocol for MANET." *Computing and Communication, 2015 International Conference and Workshop on. IEEE, 2015*. DOI: [10.1109/IEMCON.2015.7344473](https://doi.org/10.1109/IEMCON.2015.7344473)
- [10] Manjunath M and Manjiaiah D.H, "Stipulated Region Based Routing (SRR) algorithm for Mobile Ad Hoc Network," 2015 International Conference on Soft-Computing and Networks Security (ICSNS), Coimbatore, India, 2015, pp. 1-6, doi: [10.1109/ICSNS.2015.7292419](https://doi.org/10.1109/ICSNS.2015.7292419).
- [11] Jayalalitha, B., and P. Chenna Reddy. "Design of an ANT based routing algorithm for mobile ad-hoc networks." *Communication and Electronics Systems (ICCES), International Conference on. IEEE, 2016*. DOI: [10.1109/CESYS.2016.7889850](https://doi.org/10.1109/CESYS.2016.7889850)
- [12] Manjunath, M., and D. H. Manjiaiah. "SS PAR: Signal Strength Based Petal Ant Routing Algorithm for Mobile Ad Hoc Network." *Emerging Research in Computing, Information, Communication and Applications. Springer, New Delhi, 2016*. 207-217. http://dx.doi.org/10.1007/978-81-322-2553-9_20
- [13] Zhou, Jipeng, et al. "Ant colony-based energy control routing protocol for mobile ad hoc networks under different node mobility models." *EURASIP Journal on Wireless Communications and Networking* 2016, DOI: <https://doi.org/10.1186/s13638-016-0600-x>
- [14] B. P. Sathyaprakash, M. Jayaprasad and M. Manjunath, "I-PAR: Improved Petal Ant Routing Algorithm for Mobile Ad-Hoc Networks," 2017 2nd International Conference on Computational Systems and Information Technology for Sustainable Solution (CSITSS), Bangalore, 2017pp.1-5. DOI: [10.1109/CSITSS.2017.8447759](https://doi.org/10.1109/CSITSS.2017.8447759)
- [15] Yadav, Ajay Kumar, Santosh Kumar Das, and Sachin Tripathi. "EFMMRP: Design of efficient fuzzy based multi-constraint multicast routing protocol for wireless ad-hoc network." *Computer Networks*, DOI: <https://doi.org/10.1016/j.comnet.2017.03.001>
- [16] Sarkar, Dipika, Swagata Choudhury, and Abhishek Majumder. "Enhanced-Ant-AODV for optimal route selection in mobile ad-hoc network." *Journal of King Saud University-Computer and Information Sciences* (2018). <https://doi.org/10.1016/j.jksuci.2018.08.013>
- [17] M. B. Dsouza and M. D.H., "Energy Aware Simple Ant Routing Algorithm for MANET," 2020 5th International Conference on Communication and Electronics Systems (ICCES), Coimbatore, India, 2020, pp. 381-385, doi: [10.1109/ICCES48766.2020.9137947](https://doi.org/10.1109/ICCES48766.2020.9137947).
- [18] V. Alappatt and P. M. Joe Prathap, "A Hybrid Approach Using Ant Colony Optimization and Binary Particle Swarm Optimization (ACO: BPSO) for Energy Efficient Multi-path Routing in MANET," 2020 Advanced Computing and Communication Technologies for High Performance Applications (ACCTHPA), Cochin, India, 2020, pp. 175-178, doi: [10.1109/ACCTHPA49271.2020.921319](https://doi.org/10.1109/ACCTHPA49271.2020.921319)
- [19] Suresh, Salini, et al. "A Comparative Performance Analysis of AOMDV and PAR Algorithms for Mobile Ad Hoc Networks." *Proceedings of the 2nd International Conference on Computational and Bio Engineering:2020*. https://doi.org/10.1007/978-981-16-1941-0_58
- [20] Sarkar, Dipika, Swagata Choudhury, and Abhishek Majumder. "Enhanced-Ant-AODV for optimal route selection in mobile ad-hoc network." *Journal of King Saud University-Computer and Information Sciences* 33.10 (2021): 1186-1201. <https://doi.org/10.1016/j.jksuci.2018.08.013>
- [21] Kumari, P., Sahana, S.K. (2021). QoS-Based ACO Routing Protocols in MANETs: A Review. In: Nath, V., Mandal, J.K. (eds) *Proceedings of the Fourth International Conference on Microelectronics, Computing and Communication Systems. Lecture Notes in Electrical Engineering*, vol 673. Springer, Singapore. https://doi.org/10.1007/978-981-15-5546-6_27
- [22] Dash, Yajnaseni. "Nature inspired routing in mobile ad hoc network." 2021 3rd International Conference on Advances in Computing, Communication Control and Networking (ICAC3N). IEEE, 2021. DOI: [10.1109/ICAC3N53548.2021.9725366](https://doi.org/10.1109/ICAC3N53548.2021.9725366)
- [23] Karmel, Arockiasamy, et al., "Ant-based efficient energy and balanced load routing approach for optimal path convergence in MANET." *Wireless Networks* 27 (2021): DOI: <https://doi.org/10.1007/s11276-019-02080-w>
- [24] Sharma, Arush S., and Dongsoo S. Kim. "Energy efficient multipath ant colony-based routing algorithm for mobile ad hoc networks." *Ad Hoc Networks* 113 (2021): 102396. <https://doi.org/10.1016/j.adhoc.2020.102396>.
- [25] S. K. Srivastava and A. Agarwal, "Implementation of Ant Colony Optimization Algorithm for Load Balancing Routing in MANET Network," 2022 Second International Conference on Advanced Technologies in Intelligent Control, Environment, Computing & Communication Engineering (ICATIECE), Bangalore, India, 2022, pp. 1-6, doi: [10.1109/ICATIECE56365.2022.10046688](https://doi.org/10.1109/ICATIECE56365.2022.10046688).
- [26] Sinwar, Deepak, et al. "Analysis and comparison of ant colony optimization algorithm with DSDV, AODV, and AOMDV based on shortest path in MANET." *Journal of Information and Optimization Sciences*, DOI: [10.1080/02522667.2020.1733193](https://doi.org/10.1080/02522667.2020.1733193)
- [27] Nagendranth, M. V. S. S., et al. "Type II fuzzy-based clustering with improved ant colony optimization-based routing (t2fcatr) protocol for secured data transmission in manet." *The Journal of Supercomputing* 78.7 (2022): 9102-9120.
- [28] U. Srilakshmi, S. A. Alghamdi, V. A. Vuyyuru, N. Veeraiah and Y. Alotaibi, "A Secure Optimization Routing Algorithm for Mobile Ad Hoc Networks," in *IEEE Access*, vol. 10, pp. 14260-14269, 2022, doi: [10.1109/ACCESS.2022.3144679](https://doi.org/10.1109/ACCESS.2022.3144679).
- [29] Madan H. T. and Prabhugoud I. Basarkod, "Reliable and Secrecy Aware Cooperative Framework for Cognitive Radio Non-Orthogonal Multiple Access (NOMA) Networks," *Journal of Communications* vol. 17, no. 2, pp. 125-133, February 2022. Doi: [10.12720/jcm.17.2.125-133](https://doi.org/10.12720/jcm.17.2.125-133)
- [30] L Rajesh & Dr. Mohan H S, "Adaptive Group Teaching Based Clustering and Data Aggregation with Routing in Wireless Sensor Network.", published in *Wireless Pers Commun* 122, 1839-1866 (2022). <https://doi.org/10.1007/s11277-021-08971-6>
- [31] L Rajesh & Dr. Mohan H S, "An multilevel efficient energy clustering protocol with secure routing (MEECSR) in WSNs" Published in *International Journal of Applied Science and Engineering*, volume-18, 2020344,2021. URL link: [https://doi.org/10.6703/IJASE.202106_18\(2\).008](https://doi.org/10.6703/IJASE.202106_18(2).008)